

TABLE of CONTENTS

Teacher Tip:

For easy access to these student pages, you might remove the pages ahead of time and store them in folders or large envelopes by lesson. Keep this Table of Contents as a quick reference of how pages are used in each lesson.

| | | |
|-----------|--|-------|
| 1 | Bible Story Cards/Memory Verse Cards | 3-4 |
| | Make a Book: "I Can Care" | 5-6 |
| 2 | Bible Story Picture/Maze | 7-8 |
| | "I Will Help" Response Plan | 9-10 |
| 3 | Bible Story Finger Puppets | 11-12 |
| | Puppeteering Background Scenes | 13-14 |
| 4 | Bible Story Picture Book | 15-16 |
| | "I Will Show Love" Response Plan | 17 |
| | Bible Memory Verse Poster | 18 |
| 5 | "Find the Friends" Lesson Starter | 19 |
| | Bible Story Maze | 20 |
| | Gift Note for a Special Friend | 21-22 |
| 6 | Bible Story Cards/Memory Verse Cards | 23-24 |
| | Folding Reminder | 25-26 |
| 7 | Find the Hidden Letters | 27 |
| | "I Will Help" Response Plan | 28 |
| | Story Details and Maze | 29-30 |
| 8 | What-and-Who Pages | 31-32 |
| | Make a Book: "Jesus Can Help My Friends" | 33-34 |
| 9 | Bible Story and Counting Book | 35-38 |
| 10 | Bible In Life Memory Game | 39-42 |
| 11 | Bible Story Coloring Review | 43 |
| | Offering Picture Search | 44 |
| | Bible Story Character Masks | 45-46 |
| 12 | Bible Story Finger Puppets | 47-48 |
| | Puppeteering Background Scenes | 49-50 |
| 13 | Two-sided Puzzle | 51-52 |
| | Pages for Making Your Own Class Book | 53-54 |



© 2005 Wesleyan Publishing House, P.O. Box 50434, 13300 Olio Road, Noblesville, IN 46060. All rights reserved. Printed in South Korea. All Scripture quotations, unless otherwise stated, are from THE HOLY BIBLE, NEW INTERNATIONAL VERSION. Copyright © 1973, 1978, 1984 by International Bible Society. Used by permission of Zondervan Publishing House. All rights reserved.

General Publisher: Donald D. Cady; *Senior Editor:* Darlene Teague;
Bible Illustrator: Colin King.

Illustrators: Stephen Carpenter, Marilee Harrald-Pilz, Anne Kennedy, Tony Kenyon, Vicki Logan, Sally Springer, Rebecca Thornburgh.

Photographs: Myrleen Ferguson-Cate.

Cover photos by: Stephen Gardner, Pixel Works Studio; © Photodisc; © Digital Vision

Cover Design: Brand Navigation;

Cover 2 photographs: Publisher-owned photos by Brad Armstrong Photography and Gené Photography

Dear Parent,

The Bible lessons your child will participate in this quarter are designed to help children grow in their understanding of how God is involved in their everyday lives through the people around them. These lessons will focus on family, friends, and the church.




The first four lessons give examples from the Bible of how and why God gives us families. These lessons will teach the children to care for, help, learn from, and love family members. Each Old Testament story provides the basis for learning that God wants families to work together, supporting each other.

Events from the life and ministry of Jesus provide the background for teaching about the friends God gives us in the second series of lessons. Timeless stories such as Jesus blessing the children (Mark 10:13-16), the healing of the paralytic (Mark 2:1-12), and Jesus feeding the crowds with a little boy's lunch (John 6:5-13) are used to tie biblical truths to your child's everyday experiences with friends.

God gives us the church is the emphasis of the last four lessons this quarter. Using New Testament records of events, your child will explore how the church is a part of their world.



Miriam Cares for Baby Moses



**Let us love
one another,**

**for love
comes from God.**

1 John 4:7