


# Is Anybody Listening?




**Directions:** Slowly read the letters on the answer key together. Then, look at the box below the answer key. When you come to a number without a letter, shout the letter that goes into the blank space. Write that letter in the blank space. After you have written the last letter in, all together now, read the answer to the key.

# My Bible Words

I will listen to what God the LORD will say.  
Psalm 85:8

## God's house

Long ago, God's house was a tent.  
God's people went to God's house to  
worship God.




## Eli (EE-lie)

Eli was the high priest.  
Priests helped people worship God.  
Eli lived at God's house.


## Samuel (SAM-you-ul)

The boy Samuel lived  
at God's house too.  
Samuel helped Eli  
take care of God's house.




"My Bible Words" pages are a weekly feature of this workbook. They include the weekly memory verses and will help you understand key words, concepts, and Bible customs from the Bible stories you will hear this quarter. You will compare Bible times with life today.

# What Samuel Did



Samuel always lived with his mother and father.

**Yes**      **No**



Samuel helped Eli at God's house.

**Yes**      **No**



When Samuel heard someone calling, he covered his ears.

**Yes**      **No**



Samuel listened to a message from God.

**Yes**      **No**

**Directions:** Read each statement and talk about what is happening in the picture. Decide whether or not the words are true and circle the right answer. For each "no" answer, talk about what Samuel did instead.

# Which Child Is Obeying God?



**Directions:** Read the three sets of pictures. The first picture in each set states a Bible direction from God. The second picture shows children obeying and disobeying God's direction. After reading the speech balloons in the last picture of each set, talk about how the children in the picture are acting. Then draw a smiling face in the circle by the child who is obeying God's directions. Draw a line from the obedient child in the second picture to the child who is shown listening in the first picture.