




David Becomes King

2 Samuel 5:1-5; Psalm 37




Worship Theme:
 God is reliable.


Weaving Faith Into Life:
 Children will worship God by relying on him.

Session Sequence	What Children Will Do	Supplies
<p>1 Let's Praise God! (up to 25 minutes)</p>	<p>Sing</p> <ul style="list-style-type: none"> • "Trust in the Lord" (Proverbs 3:5-6) (track 11) • "I Sing the Mighty Power of God" (track 19) • "'Tis So Sweet to Trust in Jesus" (track 1) • "Praise to the Lord, the Almighty" (track 16) • "Your Word Is a Lamp" (Psalm 119:105) (track 10) 	<p>KidsOwn Worship Kit: <i>Songs From FaithWeaver</i></p>  <p>Classroom Supplies: Bible, CD player, pens, paper, water, rain gear, spray bottles, squirt guns, kiddie pool</p>

Preschool

Session Sequence	What Children Will Do	Supplies
<p>2 Let's Learn the Point! (up to 25 minutes)</p>	<p>Count on God Learn what it means to count on someone.</p>	<p>Classroom Supplies: Paper, pencil</p>
	<p>* Always Reliable Experience the story of David becoming king.</p>	<p>Classroom Supplies: Bible, paper napkins, yarn, chenille wires, construction paper, scissors, tape, markers</p>
	<p>I Can Count on God! Act out how God helps them.</p>	

Session Sequence	What Children Will Do	Supplies
2 Let's Learn the Point! <i>(up to 25 minutes)</i>	* "Really Reliable" See how reliable a penny is, and watch a video about what it means to be unreliable.	KidsOwn Worship Kit: <i>KidsOwn Worship DVD:</i> "Really Reliable" (1) 
	King David Trusts God Look closely at Psalm 37.	Classroom Supplies: Pennies, paper, pencils, TV, DVD player
	* One, Two, Three Compare the reliability of pennies to that of God.	Classroom Supplies: 3 pennies per child

Session Sequence	What Children Will Do	Supplies
3 Let's Pray! <i>(up to 10 minutes)</i>	The Offering Offer their gifts to God.	KidsOwn Worship Kit: <i>Songs From FaithWeaver:</i> "Trust in the Lord" (Proverbs 3:5-6) (track 11) 
	Prayer Buddies Pray with a buddy.	Classroom Supplies: Offering bowls, CD player
	Reliable Light Thank God for being reliable.	Classroom Supplies: Candles, 1 birthday candle per child, matches

* Starred activities can be used successfully with preschool and elementary children together.

Customize your session to fit your needs. You can separate preschoolers and elementary children for Let's Learn the Point! Or, if you keep the children all together for the entire worship session, we suggest you choose from the starred activities.

David Becomes King

2 Samuel 5:1-5; Psalm 37

We begin this quarter of Old Testament studies with the anointing of David as king of Israel. Many years earlier, Israel's first king, Saul, had turned from the Lord, and God had selected David to succeed Saul. For years after that, Saul sought to have David killed. However, David had refused to act against Saul or to become king until he was certain of God's timing. He had lived a difficult life, almost as an outlaw. Now Saul was dead; after being wounded in battle, he had taken his own life. In fact, Saul and three of his sons, including David's friend Jonathan, had died in the same battle (1 Samuel 31:1-6). So the door was wide open for David to become king of Israel.

David didn't rejoice when he learned of the deaths. Instead he and all his men mourned and wept the entire day (2 Samuel 1:1-12). David even wrote a song in honor of Saul and Jonathan, which can be found in 2 Samuel 1:19-27. He was truly saddened that their lives had ended as they did.

David was made king of Judah, but Israel followed Abner, the commander of Saul's army, who made Ish-Bosheth, a son of Saul, king over Israel (2 Samuel 2:1-9). After years of much fighting, intrigue, and bloodshed, Ish-Bosheth was murdered, and the leaders of Israel came to David to make him king over them.

The brief division of the kingdom that had occurred during the war between Ish-Bosheth and David was a foretaste of what was to come. In less than 75 years, after the reigns of David and Solomon, Israel and Judah formed two kingdoms again. However, David's dynasty reigned in Judah for over 400 years.

David was 37 when he became king over all Israel. He had first been anointed to succeed Saul many years earlier, while still in his teens. After his long, patient wait, David was able to lead Israel to great prosperity, fend off the Philistines, and expand the boundaries of Israel during his reign. David wasn't perfect, but as he relied on God, God rewarded him and Israel with prosperity.

David wrote Psalm 37, which describes his trust in God, even when he was surrounded by enemies. In this psalm, David says to "delight yourself in the Lord and he will give you the desires of your heart" (Psalm 37: 4). This could have been the theme of David's life.

Devotion for Leaders

Through Jesus, God showed us how to rely on him with every step of our lives. Because of Jesus' courage, we can believe that trusting God will always be worth it!

Weaving Faith Into Your Life: What past experience has God used to teach you how to rely on him? God has a wonderful way of not letting teaching moments in our lives go to waste. What is God using to teach you right now? Ask God for wisdom to see and strength to move forward with faith. He'll always have everything you need.

Why We Worship for Leaders

Today we worship God because he is reliable. In Psalm 37, David paints a picture of trust in God. Psalm 37 tells us that, in the end, God will make all things turn out justly. We can commit ourselves to God, we can be still and at peace in the face of trying circumstances, and we can wait for God with unwavering confidence because God keeps his promises. This week, help the children in your children's church worship God because he is reliable—to help us, protect us, guide us, teach us, and love us.

Easy Prep for Leaders

Let's Praise God!

- Collect several pens that don't work and several pens that do work. Make a simple registration form for children to use to sign in.
- Recruit an adult volunteer who's willing to be squirted with water while wearing reliable rainwear. Fill squirt guns and spray bottles with water.

"Really Reliable"—Set up a TV and DVD player, and cue the *KidsOwn Worship DVD* to "Really Reliable" (1). Watch the track at least once before the worship session so you'll be familiar with it.

King David Trusts God—Make one photocopy of the "Psalm 37 Questions" on page 15 for every two children.

Preschool Activities—Refer to the preschool pages for preparations.

Web Help—Get bonus leader tips and ideas at kidsownworship.com.



Check out the *Sing-Along Songs From FaithWeaver* DVD included with your

KidsOwn Worship Kit! Use these segments to help you lead worship with your children each week.



1 Let's Praise God!

Play *Songs From FaithWeaver, Fall 2010* as children arrive. Greet children by name, and say to each one, "God is reliable."

Give each child a pen. Some of the pens will work, and some will not. Ask kids to sign the registration sheet as they come in.

Once all the children have arrived, begin worship.

Say Hello, everyone! I trust that you all signed in this morning. Raise your hand if your pen didn't work. (Pause.) It seems that some of the pens were not very reliable. You know, that kind of reminds me of people. Sometimes people aren't very reliable, because they don't always do what they say they'll do. We can't always count on someone who can't keep a promise or who is irresponsible. But there is someone we can always count on.

Ask • How do we know that God is always 100 percent reliable? (The Bible says so; he keeps his promises.)

Say We can trust in God and in his Son, Jesus. In fact, the Bible tells us to trust in God with all our hearts. Let's sing about that now.

Sing "Trust in the Lord" (Proverbs 3:5-6).



Track 11

Worship Leader Tip

Find the lyrics of these songs in a PowerPoint presentation included on your *Songs From FaithWeaver* CD.

Song Lyrics and Motions

To make the worship session go more smoothly, tear out the lyrics sheets at the end of this book, and keep them in a separate folder. Each week, pull out only the sheets you need for the day's worship session.

Worship Leader Tip

If you are playing on a floor that could become slick with water (cement, tile, or wood), you may want to try this activity outside.

Skits and Puppets

In the KidsOwn Worship Kit, you'll find a collection of skits titled "KidsOwn Worship Skits." The skits are designed to be used with Theophilus the FaithRetriever puppet during the preschool activities. You can purchase a Theo puppet at your local Christian bookstore, by calling 1-800-447-1070, or by visiting group.com.

Lyrics are in the back of this book.

- Ask** • **What do you think it means to trust God with all your heart?** (Believing what the Bible says; believing God knows best.)
- **When do you trust God?** (When I pray; when I see good things God does.)
- **When is it hard to trust God?** (When I don't get what I prayed for; when bad things happen.)

Say **Today we're going to talk a lot about how reliable God is. When we say that God is reliable, we mean that God is strong, that God is trustworthy, that God will always help us, and that God is always good. God is always wise and always loving, and he will always take care of us. God doesn't change. God is the greatest—always.**

Sing "I Sing the Mighty Power of God."



Track 19

Lyrics are in the back of this book.

Introduce your rainwear-clad volunteer, and ask your volunteer to stand in the kiddie pool.

Say **This rain gear is very reliable. It's guaranteed to keep you dry. Let's test its reliability by spraying this person with water.** Allow the children to spray the volunteer with squirt guns and spray bottles. Then ask the volunteer to remove the rain gear so everyone can see how dry he or she remained underneath it.

Say **Our volunteer didn't get too wet. That proves that this rain gear was pretty reliable, but God is even more reliable. God can protect us from anything. He even sent his Son, Jesus, to die on the cross to protect us from having to pay for our sins.**

Sing "'Tis So Sweet to Trust in Jesus."



Track 1

Lyrics are in the back of this book.

Say **Let's praise God for being reliable. He is our dependable rock and our sure salvation.**

Sing "Praise to the Lord, the Almighty."



Track 16

Lyrics are in the back of this book.

Show the PowerPoint slide for "Your Word Is a Lamp" (Psalm 119:105), or show kids Psalm 119:105 in your Bible. Point to the line "Your word is a lamp to guide my feet," and read it aloud.

Ask • **How is God's Word like a lamp?** (It shows us the way; it helps us see.)

Say **We can trust God to guide us—to show us the right way—because God is reliable. Now let's sing this song as a quiet prayer to God.**

Sing "Your Word Is a Lamp" (Psalm 119:105).



Track 10

Lyrics are in the back of this book.

2 Let's Learn the Point!

Preschool Activities, pages 13-14

At this time, have the preschool leader invite the preschoolers to go to their own room for this section of activities. Tear out the Preschool Activities page, and give it to the preschool leader. Have the preschool leader bring the preschoolers back to participate in Let's Pray! with the older children. If you prefer to keep all the children together, do the starred (*) activities. They will work well with both elementary and preschool children.

Elementary Activities

* "Really Reliable"

Have kids find partners. Give each pair one penny, a piece of paper, and a pencil.

Have one child in each pair flip the penny, and have the other child record whether the penny came up heads or tails. Have the children flip the pennies 20 times. Then have the children switch roles and flip the pennies another 20 times.

Ask

- **Do you think it's possible for the penny to come up heads five times in a row? How about 30 or 40 or 100 times in a row? Why or why not?** (Our penny came up heads three times in a row; whether it's heads or tails is just chance.)
- **Is the penny reliable? Could you count on the penny to always come up the way you called it?** (No; sometimes.)

Say

We know for certain that if you toss a penny, it will come up either heads or tails. But we can't predict which way it'll come up on any given toss. We can't count on the penny to come up heads or tails. That means that the penny is unreliable. Now let's see what we mean when we say a person is unreliable.

Show the *KidsOwn Worship DVD* segment titled "Really Reliable" (1).

The video shows a woman who sells "reliable" items that break or don't do what they're supposed to. After the video,

Say

Well, that was a funny story, wasn't it? It certainly wasn't real. You wouldn't really invite a stranger into your house. Let's talk about what else we can learn from this little story.

Ask

- **What does *reliable* mean?** (That something will do what it's supposed to; if it's reliable, it won't break.)
- **Were Rita's products reliable? Why or why not?** (No, they broke.)
- **If you had a problem, would God ever give you a solution that didn't work? Why not?** (No, because God cares about me; no, because God knows what I need.)
- **What do we mean when we say that God is reliable?** (God will keep his promises; God will always be the same.)



Say The Bible tells us that God is completely reliable. God will always give us good solutions, good gifts, and good help. He'll always be there to comfort us and to give us guidance. We can trust God. Let's find out how King David knew God was reliable.

Collect the pennies, and put them aside. You'll need them later in the session.

King David Trusts God

Say The Bible tells us that David trusted God throughout his life. When David was a shepherd, he trusted God to help him take care of his flock of sheep. Then David was anointed king, and he trusted God's plans for his future. When David was a warrior, he trusted God to help him fight bravely and defeat foes, including Goliath. Then God's plans came true, and David became the king of Israel. David trusted God when he was king of Israel because he knew that God is reliable.

David wrote many psalms that tell us what he thought about God. Today we're going to look at Psalm 37. For this activity, you'll need to find a partner.

Help kids find partners. Distribute Bibles, paper, and pencils. If you don't have enough easy-to-understand versions of the Bible, such as the New Living Translation, type the psalm and photocopy it for the children. (Be sure to follow the Bible publisher's guidelines for reprinting its material.)

Have the partners look up Psalm 37 and take turns reading it aloud. Give each pair a copy of "Psalm 37 Questions" on page 15.

Give kids 15 minutes to do their projects. Circulate among the pairs, and help as needed. Then have each pair tell about or show its project to one other pair.

Say David knew that God is reliable, so he trusted in God. We serve and worship the same reliable God. Let's learn more about him.

** One, Two, Three*

Have kids find new partners. Give each child a penny.

Say Earlier in our worship session, we used pennies to show what it means to be unreliable. We flipped the pennies and found that we didn't know whether the pennies would come up heads or tails. We can also use pennies to show us about being reliable. Look at your pennies now.

Help the children find "ONE CENT" on the penny.

Ask • Is a penny ever worth zero cents or half a cent or anything less than one cent? Explain. (No, because it says "one cent.")

Say Our government makes the penny and says it is worth exactly one cent. That's why "ONE CENT" is printed on it. We can count on the penny to be worth one cent. Give the children two more pennies.

(continued on page 15)

David Becomes King

Session 1

2 Samuel 5:1-5; Psalm 37

Worship Theme:



God is reliable.

Easy Prep for Leaders

Always Reliable—Set out large paper napkins, yarn, chenille wires, construction paper, scissors, tape, and markers. Cut construction paper into 2-inch, equilateral triangles for arrow points, one per child.

Using Theo

Consider using Theophilus the FaithRetriever puppet today in these ways:

- Have Theo lead the preschoolers from the main worship area to the preschool room.
- Have Theo offer a prayer request in “Count on God.”
- See the KidsOwn Worship Kit for a puppet skit written for today’s worship session.



Count on God

Have the children sit on the floor.

Ask • What do I mean when I say, “You can count on me!”?

Say Let’s find out. Raise your hand if you have a prayer request. A prayer request is something you want us to pray about. Call on the children to give their prayer requests, and jot them down so you’ll remember each one.

You can always count on me to pray for you. I’m going to pray for each prayer request right now. Pray for each request. Make sure not to leave out anyone’s request.

I said you could count on me to pray for you, and I did pray for you.

Stand up if you can think of someone you can count on to help you. When I point to you, tell us who it is.

Ask • Can we always count on God to help us?

Say The Bible tells us that David had to do some

very hard things in his life. When he was a little shepherd boy, he had to save his sheep from lions and bears. Then he had to save his people from the giant Goliath. David counted on God to help him do hard things.

Ask • Who can we count on if we have to do something really hard?

Say We can count on God, just as David did.

Raise your right hand if you think you could count on God to help you stand in front of the church and sing a song. (Pause.) Keep your hand up. Raise your other hand if you think God could help you if you were sinking in quicksand! Now you have both hands lifted up to God. You can always count on God to help you. I’ll help you remember that.

Take a child’s lifted hands, and lift the child up a little as you say, “You can count on God to help you.” Repeat the process with each child.

Say We know that we can count on God to help us. Let’s learn more about how David counted on God.

* Always Reliable

Make a shepherd’s headdress for each child by putting a paper napkin on the child’s head and tying a length of yarn around the napkin to secure it.

Say When David was young, he was a shepherd. Let’s act out some things shepherds do.

Help the children act out calling the sheep, leading the sheep to water, and counting the sheep.

Say The Bible says that David protected his sheep and took care of them.

Ask • Who do you think helped David take care of his sheep?

* *Always Reliable (continued)*

Say David relied on God to help him take care of his sheep.

Help the children bend chenille wires to look like smiles, and then help them tie lengths of yarn to the chenille wires to make "bows." Help the children each tape a construction paper triangle to the end of another chenille stem to make an "arrow."

Say The Bible tells us that David grew up to be a warrior. He fought in the army. He was a brave soldier. He fought the giant Goliath with only a sling and stones. Other times he fought with a bow and arrow. Let's pretend we're David, the brave warrior.

Have the children pretend to shoot their arrows. Make sure they don't pretend to shoot the arrows at anyone.

Ask • Who do you think helped David fight the enemy?

Say David relied on God to help him be a brave warrior.

Help the children make crowns by cutting sheets of construction paper in two and taping the pieces together to form a circle. Have the children use markers to decorate their crowns. Have them take off their headdresses and put on their crowns.

Say The Bible tells us that David became the king of Israel. David had to lead the people with wisdom. He had to make good laws for the people. David needed to make good decisions

about what was best for his country. Let's pretend that we're King David marching in a grand parade.

Have the children march around the room and wave to "the people." Then have them pretend to write to show David making laws. Have them rub their chins thoughtfully to show King David considering how to rule the people.

Ask • Who do you think helped David be a good king?

Say David relied on God to help him be a good king. In fact there's a poem in the Bible that King David himself wrote that helps us learn how important it is to rely on God.

Open your Bible to Psalm 37, and show the children.

Say This is the poem David wrote. It's called a psalm. Listen to what David wrote. Then we'll all say David's words together. Read the following paraphrase of Psalm 37, pausing where indicated to help the children repeat the words.

Trust God and do good. (Pause.)

Depend on God. Trust God, and he will take care of you. (Pause.)

Wait for God's help, and follow him. (Pause.)

God helps people because they trust him. (Pause.)

I Can Count on God!

Say Think of one time you were afraid to do something you had to do. When you think of something, raise your hand. (Pause.)

When I point to you, act out what you had to do that scared you. We'll try to guess what it was. Allow the children to act and guess.

Ask • How did you get through it even though you were scared?

• Did someone help you get through it?

Say We can count on God to help us even when we're scared. Sometimes God helps us by

giving us courage. Sometimes God helps us by sending a person to help. Sometimes God helps us know how to do something. Think of how God helped you do something when you were scared. When you think of something, raise your hand. (Pause.)

When I point to you, act out how God helped you when you were scared. We'll guess what you are acting out. (Pause.)

We acted out ways that God has helped us do what we need to do. God is reliable. That means we can count on him. Let's say this together: I can count on God!

(continued from page 12)

We can always count on each penny to be worth one cent. The penny never changes. God never changes either. We can always count on him.

Now take another look at your pennies. Look at what's written at the top above President Lincoln's head: It says, "In God we trust." Keep your pennies to help you remember that God is completely reliable. We can trust in God.

Pray Thank you, God, for being completely reliable. Help us remember to always count on you to help us just as you helped David. In Jesus' name, amen.

Psalm 37 Questions

- According to this psalm, what are some of the problems David faced?
- How many times is the word *trust* used in this psalm?
- Look at each verse that uses the word *trust*. What does David trust God for? Why does he trust God?
- Do you think trusting God made David's job as king easier or harder? Why?
- Do you think it was easy or hard for David to trust God? Explain your answer.
- Is it easy or hard for you to trust God? Explain.
- What problems do you face?
- How would your life be different if you completely trusted in God's reliability?
- Pick one of the following three projects, and complete it in the time you have left. Be sure to use what you learned from David's psalm to help you with this project.
 - Compose a song about God's reliability. Use a familiar tune such as "Row, Row, Row Your Boat" or the theme song from *Scooby Doo* or *Arthur*.
 - Come up with a billboard to convince people to trust that God is reliable. (See your teacher for art supplies.)
 - Think of a movie plot that would help people understand that God is reliable.

Permission to photocopy this box from KidsOwn Worship® Leader Guide, Fall, granted for local church use. Copyright © FaithWeaver®. kidsownworship.com

OK to copy



3 Let's Pray!

The Offering

Say We know we can rely on God because his Word tells us we can. As you place your offering in the bowl, let's sing "Trust in the Lord."

Sing "Trust in the Lord" (Proverbs 3:5-6).

Lyrics are in the back of this book.

After you've collected the bowls, say this rhyme with the children:

**You meant what you said,
And you said what you meant.
You are reliable,
One hundred percent.**



Track 11

Prayer Buddies

Say Find a prayer buddy, and share with your buddy what you'll be doing this week. Then pray with your prayer buddy. Ask God to help your prayer buddy rely on God this week.

Reliable Light

Say David relied on God to light his way and show him how to lead the people. Light a candle, and turn off the room lights.

Even when we're in the dark, we can rely on God's light to show us the way. Other people need God's light, too. Allow older children to light several candles from the first candle.

When we lead others to God, many more people will see that they, too, can rely on God. Then they will help others rely on God. God is reliable for everyone. Give packages of birthday candles to several children so the packages can be passed among all the children.

Take a candle from the package, and pass the package to the next person. As you do, thank God for being a God you can rely on to show you the way. You may take your candles home to remind you that God is reliable and will show you the way. God is reliable to help you lead others to him.

Pray Thank you, God, for being reliable—for leading us and taking care of us. Help us rely on you to help us lead others to you. In Jesus' name, amen.



Encouragement for Leaders

“Because of the service by which you have proved yourselves, men will praise God for the obedience that accompanies your confession of the gospel of Christ, and for your generosity in sharing with them and with everyone else”
(2 Corinthians 9:13).

Though you may not often hear words of thanks from the children in your class, these children will grow up knowing the love of God as a result of your obedience.